

Deutsch Arbeitsheft

4.11. - 20.12.2019



Name: _____

Meine Herbstferien

Datum: _____

--

② 4.11. - 8.11.

Das sollst du diese Woche machen:

3a	Lernwörter abschreiben	
3b	Lernwörter abschreiben	
4	Text lesen und abschreiben	
5	Dem Verb auf der Spur	
6/7	Treppengedicht	
8/9	Treppengedicht	
10/11	Schiebewörter verändern	
12	Rotes oder blaues Tor?	
13/14	Burgenwörter (1 und 2)	
15/ 16	Burgenwörter (3 und 4)	
17	Schiebewörter verändern	
18/19	Schiebewörter einsetzen	
	Lesetext 6 weiße Mappe üben	
	etwas zum Lesen aussuchen	
20	Schreibschrift	
21	Schreibschrift	
	JEDEN TAG LESEN	

Lernwörter Woche 1: 4.11.-8.11.



Lies alle Wörter.

Lies dann jedes Wort und schreibe es auf.

1. die Ferien

2. Halloween

3. November

4. der Sonntag

5. das Wochenende

6. stürmen

7. der Sturm

8. donnern

9. der Donner

10. der Wind



Schreibe die Wörter von Seite 3a ab.
Korrigiere die Wörter.

Schreibe falsch geschriebene Wörter
nochmal richtig ab.

Blank handwriting line with a shaded middle band.

Blank handwriting line with a shaded middle band.

Blank handwriting line with a shaded middle band.

Blank handwriting line with a shaded middle band.

Blank handwriting line with a shaded middle band.

Blank handwriting line with a shaded middle band.

Blank handwriting line with a shaded middle band.

Blank handwriting line with a shaded middle band.

Blank handwriting line with a shaded middle band.

Blank handwriting line with a shaded middle band.

Blank handwriting line with a shaded middle band.

Blank handwriting line with a shaded middle band.

Blank handwriting line with a shaded middle band.

Blank handwriting line with a shaded middle band.

Blank handwriting line with a shaded middle band.

Blank handwriting line with a shaded middle band.

Blank handwriting line with a shaded middle band.

Blank handwriting line with a shaded middle band.

Blank handwriting line with a shaded middle band.

Blank handwriting line with a shaded middle band.

Abschreibtext Woche 1: 4.11.-8.11.

In den Herbstferien war Halloween.
Viele Kinder haben sich verkleidet.
Sie sind von Tür zu Tür gegangen und haben nach Süßigkeiten gefragt.



Handwriting practice lines consisting of 10 sets of three horizontal lines (top, middle, bottom) for text entry.




Die Brille liegt auf dem Tisch.






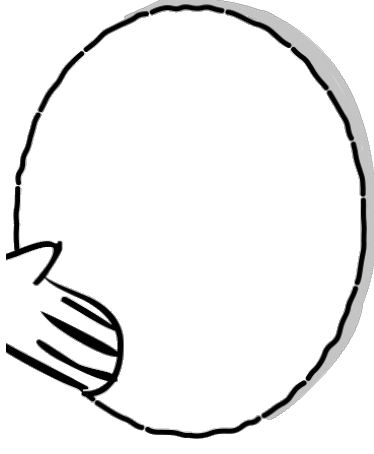
Der Rabe sitzt auf dem Baum.



Die Gans läuft über den Hof.



Die Suppe kocht auf dem Herd.



die Brille

Blank writing line with a shaded middle section.

Blank writing line with a shaded middle section.

Blank writing line with a shaded middle section.



liegt
auf dem Tisch

der Rabe

Blank writing line with a shaded middle section.

Blank writing line with a shaded middle section.

Blank writing line with a shaded middle section.




sitzt auf dem Baum

die Gans

Blank writing line with a shaded middle section.


Blank writing line with a shaded middle section.



läuft
über den Hof

7


das Huhn



frisst
viele Körner

rote neue alte
schöne liebe weiße
hungrige verknickte hübsche

das Heft



ist
in der Tasche

der Igel



Blank writing line with a grey highlight.

Blank writing line with a grey highlight.

Blank writing line with a grey highlight.

läuft
zu seinen Freunden


kleine braune süße
schnelle leckere runde
knusprige stachelige leckere

der Keks

Blank writing line with a grey highlight.


Blank writing line with a grey highlight.

Blank writing line with a grey highlight.



schmeckt
dem Kind

die Kuh



Blank writing line with a shaded middle section.

Blank writing line with a shaded middle section.

Blank writing line with a shaded middle section.

muht
auf der Wiese

große	schöne	runde
dicke	sahnige	liebe
leckere	laute	süße

die Torte






Blank writing line with a shaded middle section.

Blank writing line with a shaded middle section.

Blank writing line with a shaded middle section.

ist
in der Küche

der	die	das
		

klein

süß

schnell

frech




lieb

laut

hungrig







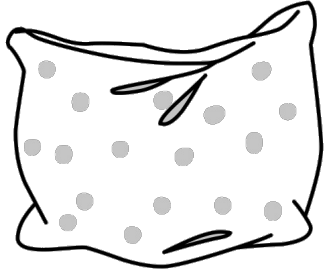







lustig

langsam



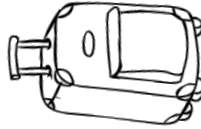
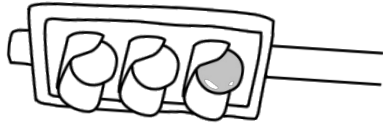

der	die	das
		

schön	groß	lieb
winzig	laut	schnell
weiß	braun	gefährlich


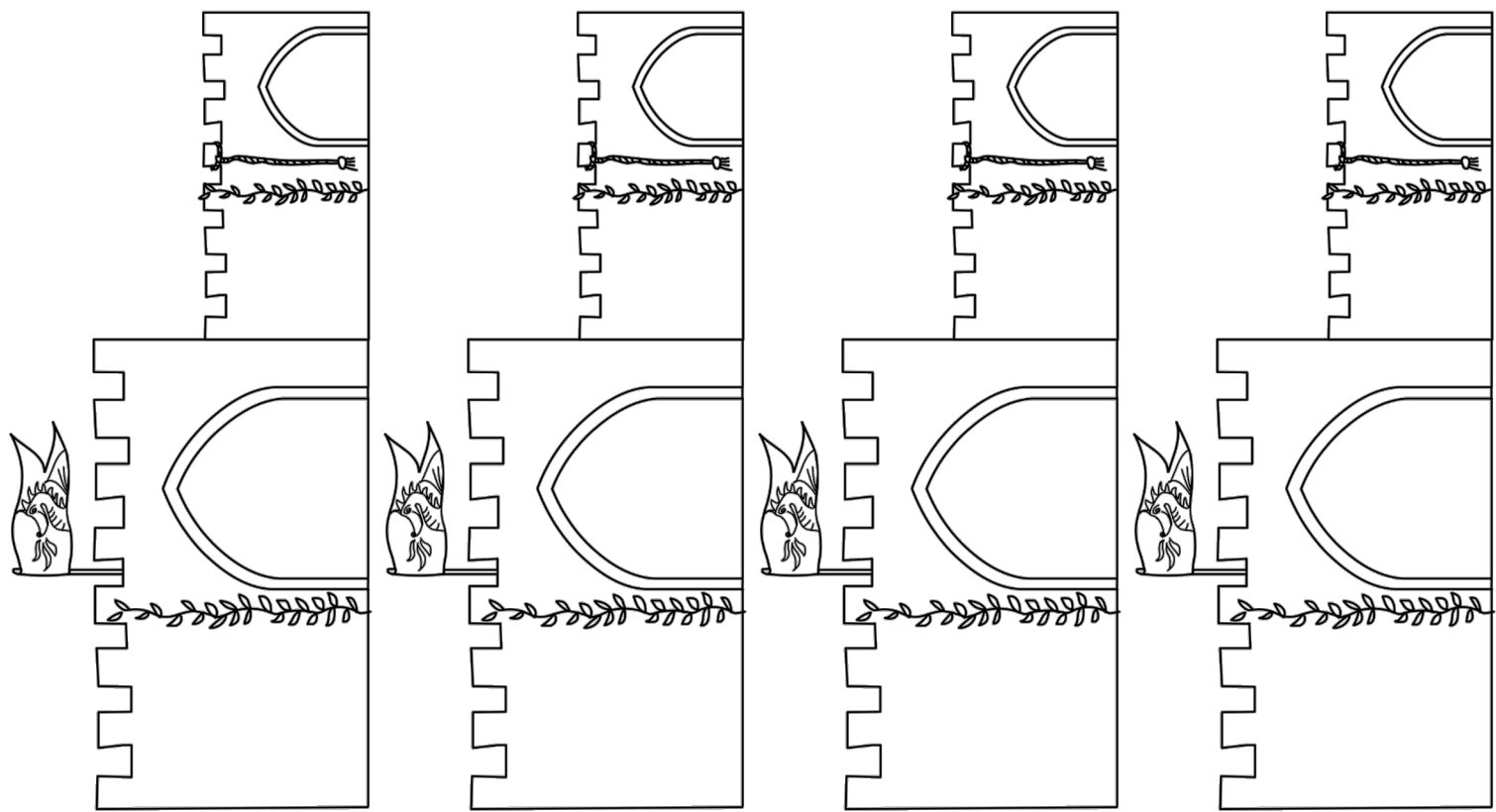

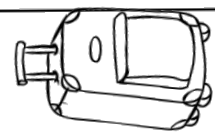



Rotes oder blaues Tor?






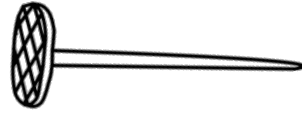

13 Burgenwörter (1)



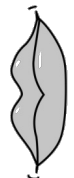
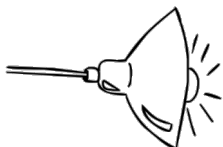
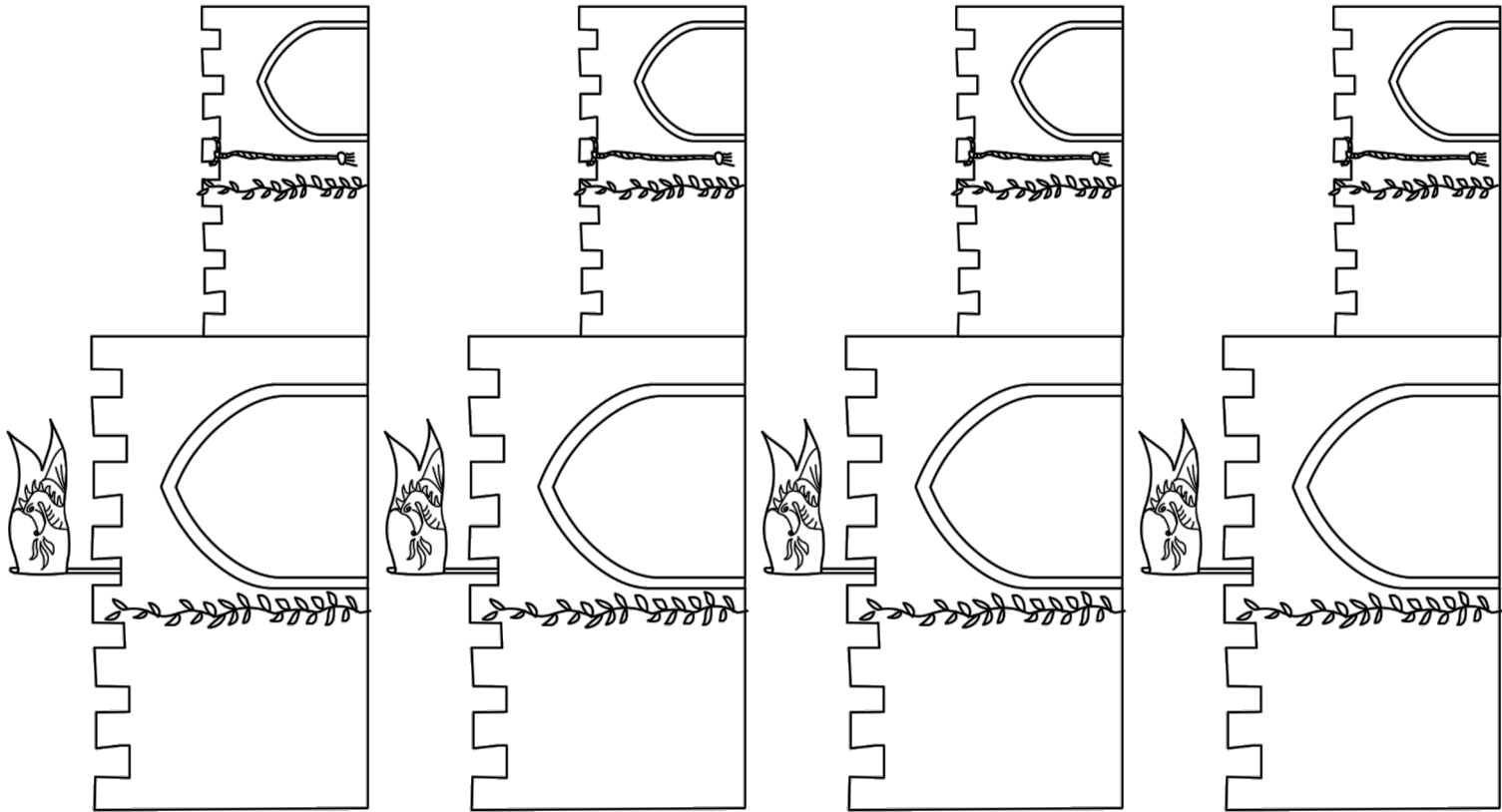


Burgenwörter (2)



Burgenwörter (3)



Burgenwörter (4)



der	die	das
		

neu

alt

rot

blau

grün

schön


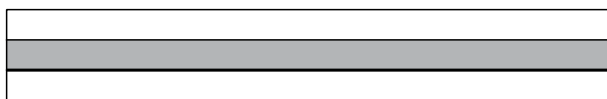
kostbar

gestrickt

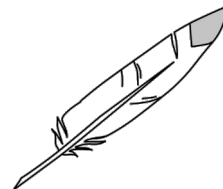
genäht

neu alt schön



der



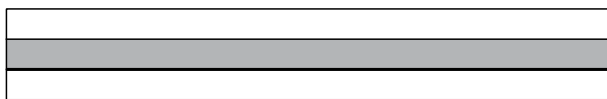
die



der




der




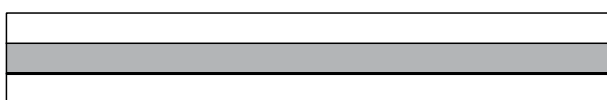
die




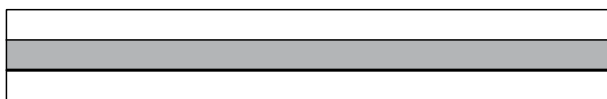
das



das



der



neu alt schön

der

Blank writing line with a shaded middle section.



die

Blank writing line with a shaded middle section.



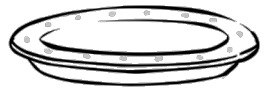
der

Blank writing line with a shaded middle section.



der

Blank writing line with a shaded middle section.



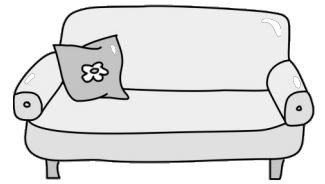
die

Blank writing line with a shaded middle section.



das

Blank writing line with a shaded middle section.



das

Blank writing line with a shaded middle section.




der

Blank writing line with a shaded middle section.



Schreibschrift



H H H H H

H H H H H

h h h h h

h h h h h

h h

H H

H h H h

h h

Schreibschrift



J J J J J

⋮ ⋮ ⋮ ⋮ ⋮

i i i i i

⋮ ⋮ ⋮ ⋮ ⋮

i i

J J

Ji Ji


Bie Bie

11.11.-15.11.

Das sollst du diese Woche machen:

23a	Lernwörter abschreiben	
23b	Lernwörter abschreiben	
24	Text lesen und abschreiben	
25		
26 / 27	Treppengedicht	
28	Treppengedicht	
29 / 30	Schiebewörter verändern	
31	Schiebewörter verändern	
32 / 33	Burgenwörter (1 und 2)	
34 / 35	Burgenwörter (3 und 4)	
36 / 37	Schiebewörter verändern	
38 / 39	Endungen von Schiebewörtern	
40	Endungen von Schiebewörtern	
	Lesetext weiße Mappe üben	
41	Schreibschrift	
42	Schreibschrift	
	JEDEN TAG LESEN	

Lernwörter: 11.11.-15.11.



Lies alle Wörter.

Lies dann jedes Wort und schreibe es auf.

1. groß

2. der Mantel

3. schieben

4. die Treppe

5. die Gans

6. die Gänse

7. heilig

8. verstecken

9. der Stall


10. teilen



Schreibe die Wörter von Seite 23a ab.
Korrigiere die Wörter.

Schreibe falsch geschriebene Wörter
nochmal richtig ab.

die Mütze




Three horizontal lines for handwriting practice: a top white line, a middle grey line, and a bottom white line.

Three horizontal lines for handwriting practice: a top white line, a middle grey line, and a bottom white line.

Three horizontal lines for handwriting practice: a top white line, a middle grey line, and a bottom white line.

gehört
meinem Bruder

die Möwe




Three horizontal lines for handwriting practice: a top white line, a middle grey line, and a bottom white line.

Three horizontal lines for handwriting practice: a top white line, a middle grey line, and a bottom white line.

Three horizontal lines for handwriting practice: a top white line, a middle grey line, and a bottom white line.

fliegt
über dem Meer

die Kanne




Three horizontal lines for handwriting practice: a top white line, a middle grey line, and a bottom white line.

Three horizontal lines for handwriting practice: a top white line, a middle grey line, and a bottom white line.

steht
unter dem Stuhl

die Kerzen



brennen

auf dem Adventskranz

roten

neuen

alten

schönen

lieben

weißen

die Federn



sind


von einem Vogel

der Bagger

Blank writing line with a grey shadow line.

Blank writing line with a grey shadow line.

Blank writing line with a grey shadow line.



gräbt
einen Graben

große	schöne	schwere
grüne	alte	gelbe

der Baum

Blank writing line with a grey shadow line.

Blank writing line with a grey shadow line.

Blank writing line with a grey shadow line.



steht
im Wald

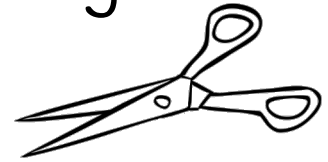
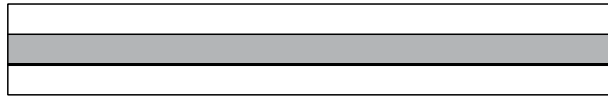


groß


braun

wichtig

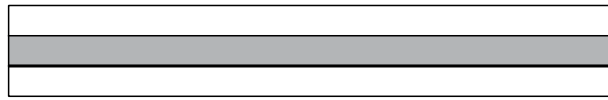
die




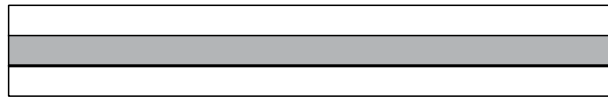
das



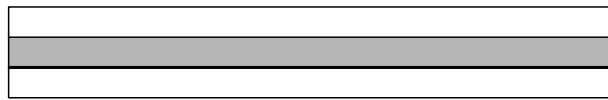
der





das





der




die



die



die





laut

schön

toll


die

Three horizontal lines for writing: a top line, a middle shaded line, and a bottom line.




die

Three horizontal lines for writing: a top line, a middle shaded line, and a bottom line.




der

Three horizontal lines for writing: a top line, a middle shaded line, and a bottom line.




das

Three horizontal lines for writing: a top line, a middle shaded line, and a bottom line.



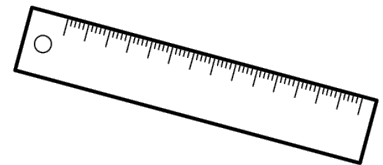
die

Three horizontal lines for writing: a top line, a middle shaded line, and a bottom line.




das

Three horizontal lines for writing: a top line, a middle shaded line, and a bottom line.




der

Three horizontal lines for writing: a top line, a middle shaded line, and a bottom line.




die

Three horizontal lines for writing: a top line, a middle shaded line, and a bottom line.




→ laut schön toll



eine



ein





ein



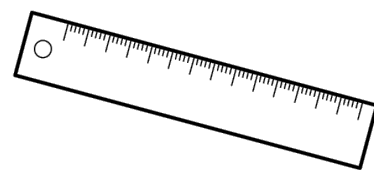
ein




eine



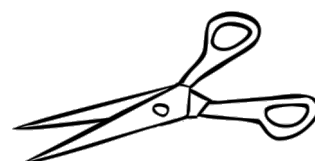
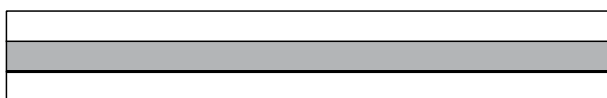
ein



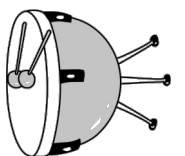
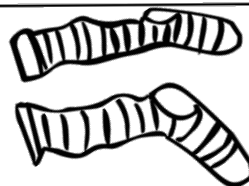

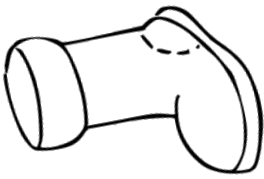

ein

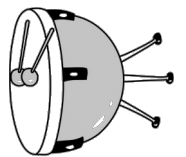
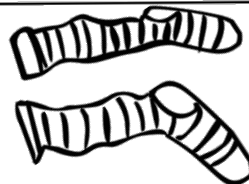


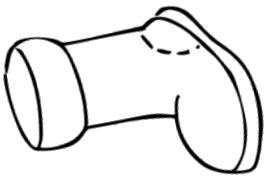
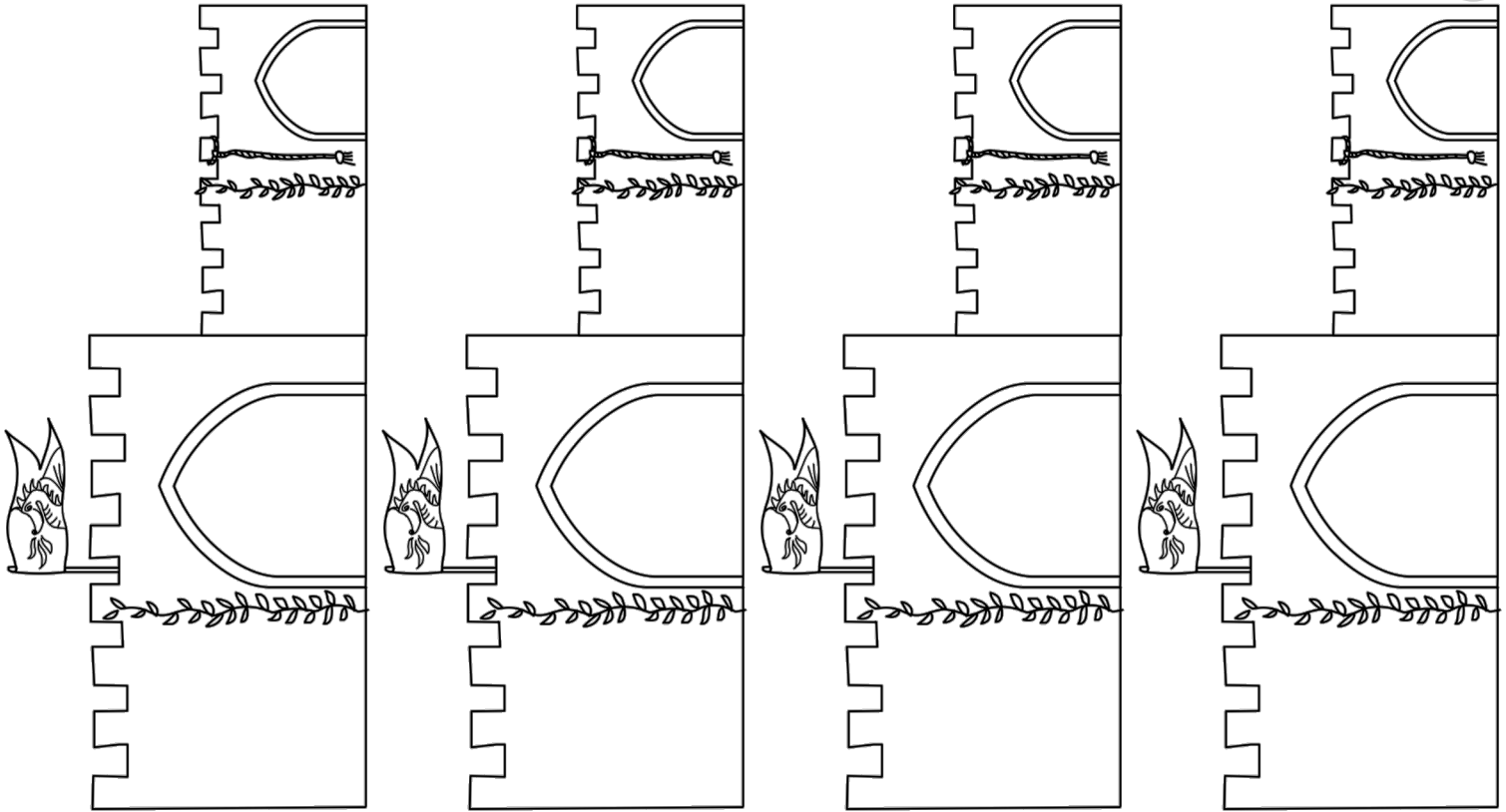


eine

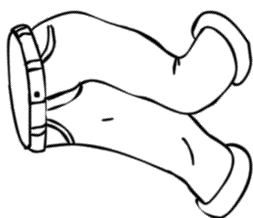

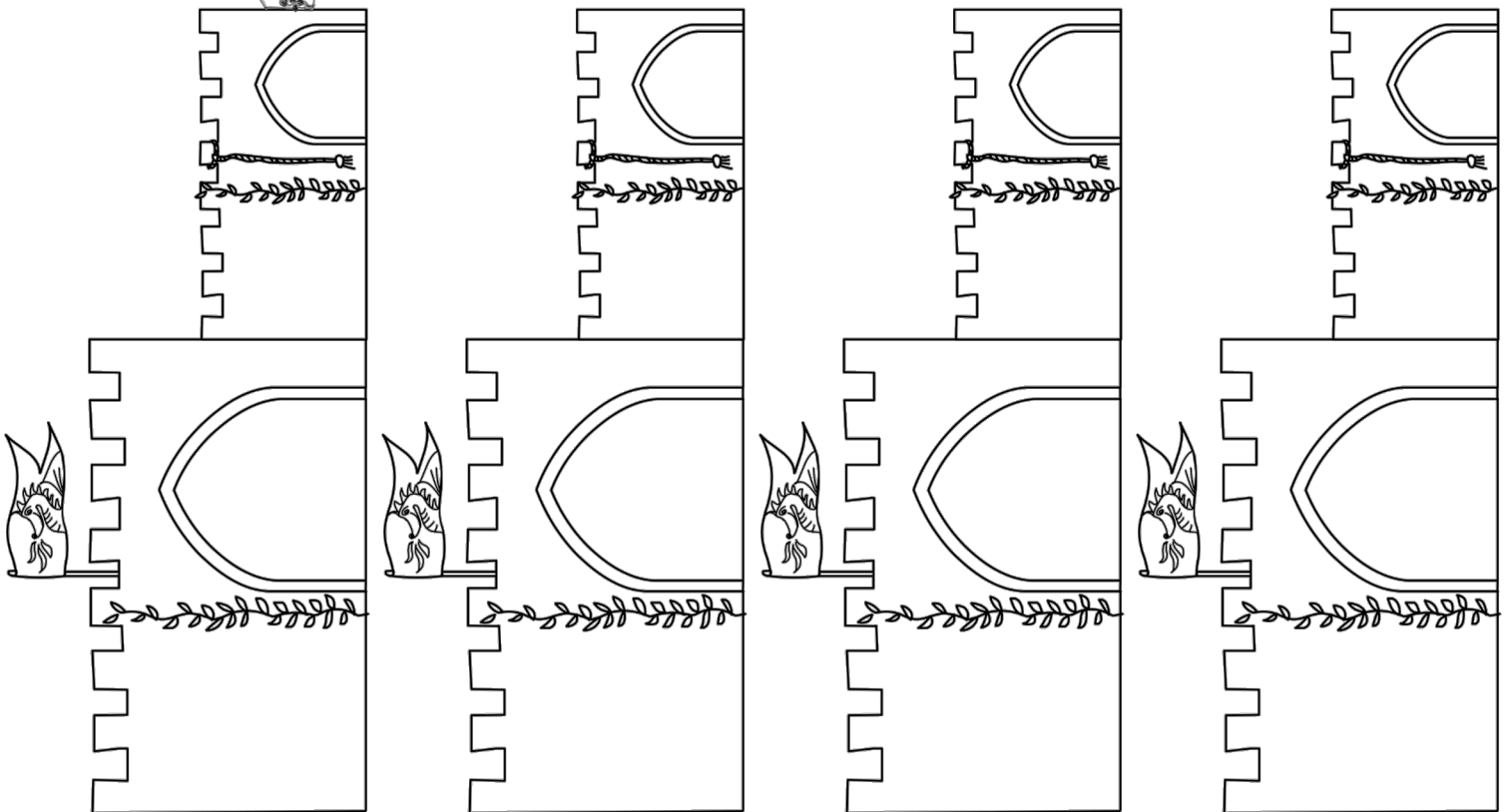
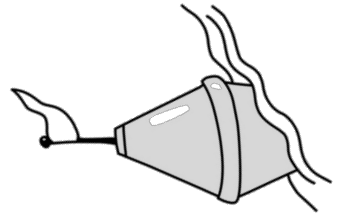




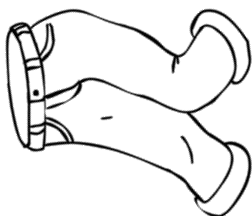

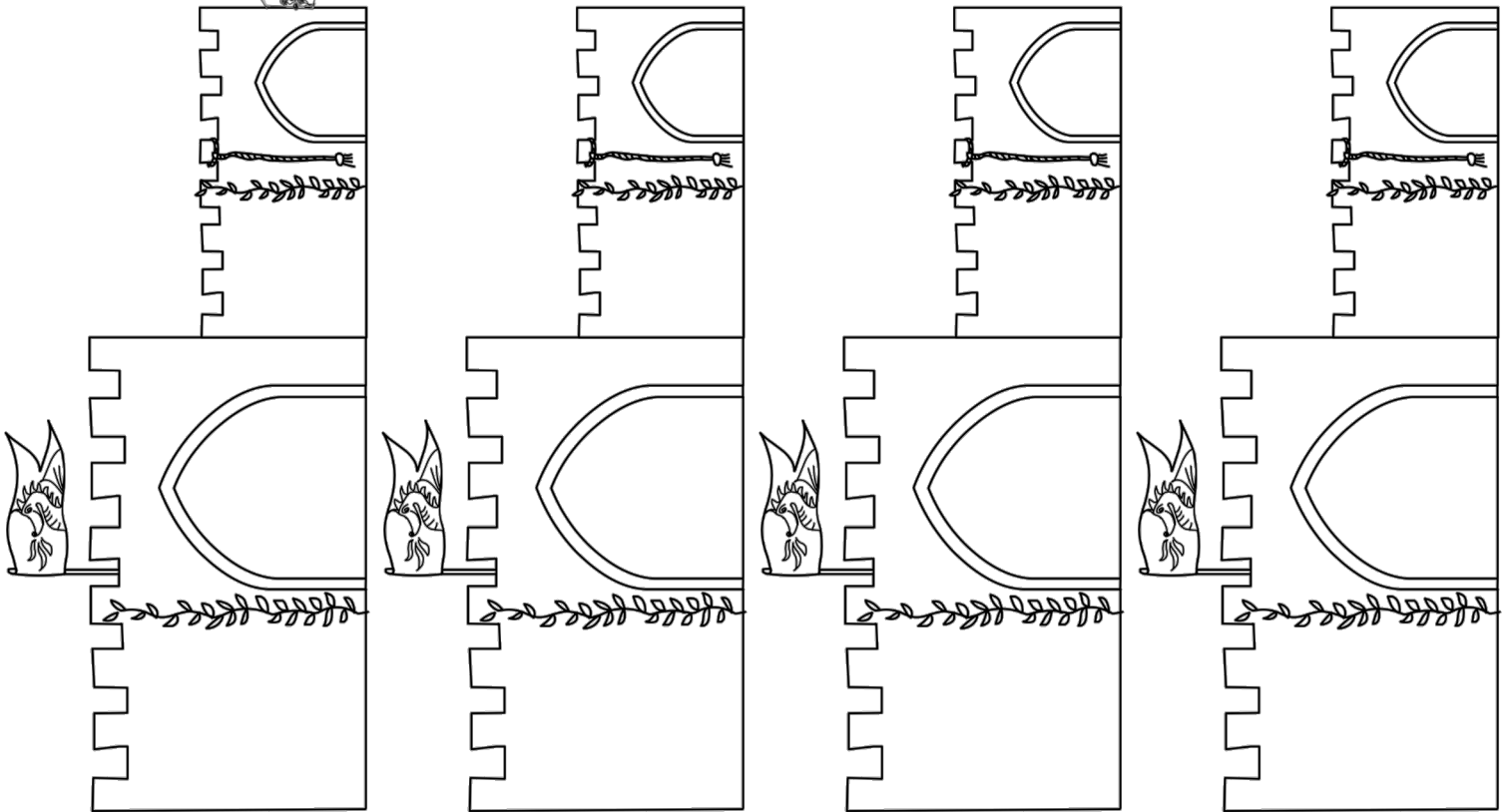
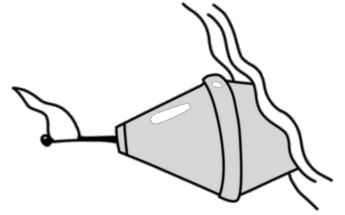

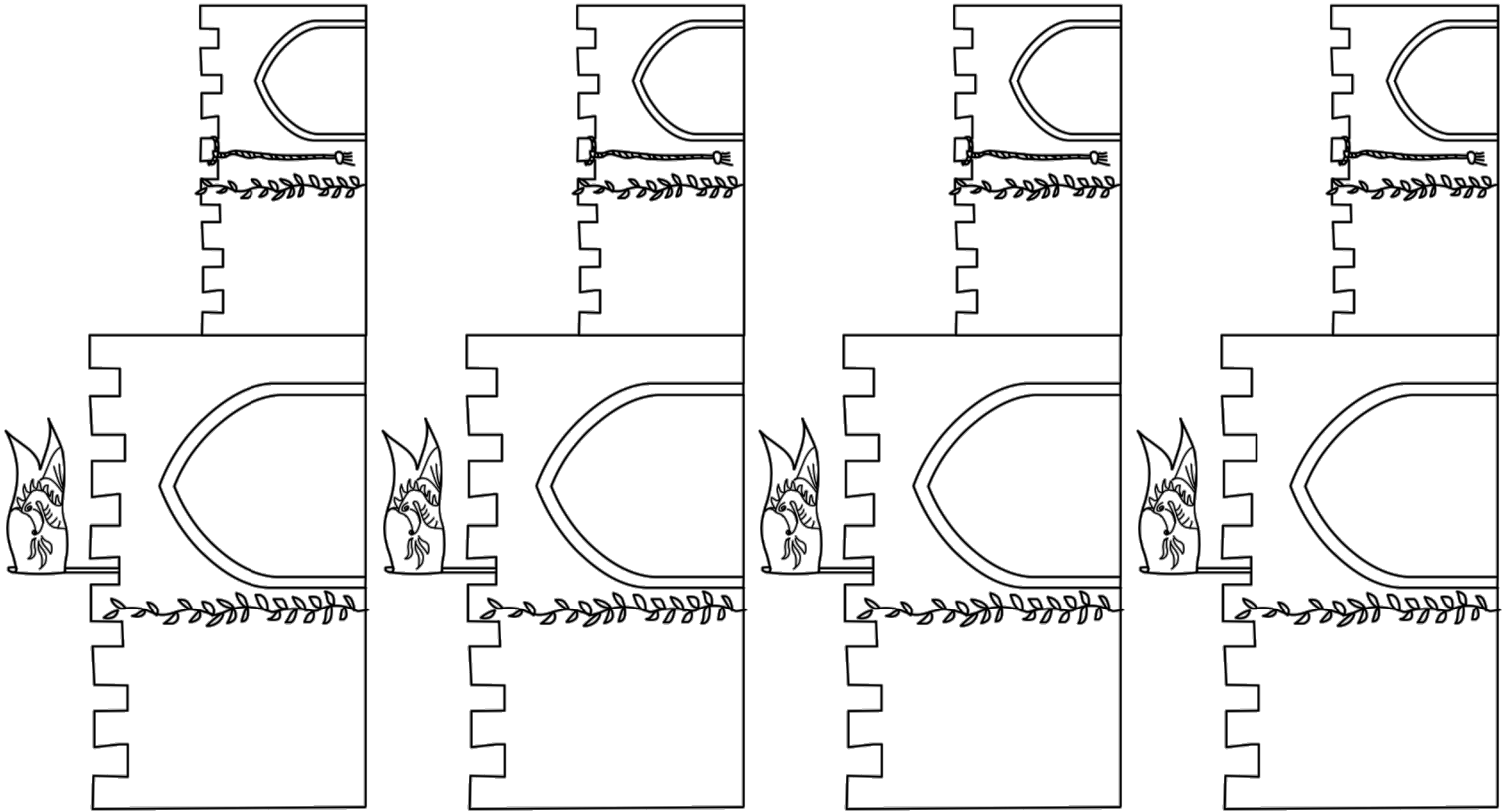
32 Burgenwörter (1)





Burgenwörter (3)





laut


schön

toll



eine

die



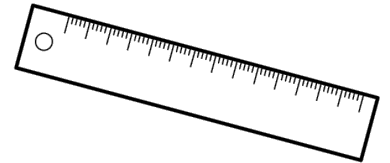
ein

der




ein

das



ein

der



eine

die



groß schön toll



eine

Blank writing lines with a shaded middle line

die



Blank writing lines with a shaded middle line

ein

Blank writing lines with a shaded middle line

der

Blank writing lines with a shaded middle line




ein

Blank writing lines with a shaded middle line

das

Blank writing lines with a shaded middle line




ein

Blank writing lines with a shaded middle line

der

Blank writing lines with a shaded middle line



eine


Blank writing lines with a shaded middle line

die


Blank writing lines with a shaded middle line




der





ein




das




ein



die





eine







der





ein




das





ein



die





eine







der





ein




das





ein




die



eine



Schreibschrift



Handwriting practice for the cursive letter 'j'. The first row shows five cursive 'J's, with the fifth one having a star on its top curve. The second row shows five dotted cursive 'J's for tracing. The third row shows five cursive 'j's, each with a solid dot above it. The fourth row shows five dotted cursive 'j's for tracing.



Handwriting practice line for the cursive letter 'j'. It features a solid 'j' on the left and a dotted 'j' on the right, both with a dot above them, set against a shaded background.

Handwriting practice line for the cursive letter 'J'. It features a solid 'J' on the left and a dotted 'J' on the right, set against a shaded background.

Handwriting practice line for the cursive letter pair 'Jj'. It features a solid 'Jj' on the left and a dotted 'Jj' on the right, set against a shaded background.

Handwriting practice line for the cursive letter pair 'ja'. It features a solid 'ja' on the left and a dotted 'ja' on the right, set against a shaded background.

Schreibschrift



K K K K K

K K K K K

k k k k k

k k k k k

k

k

K

K

K k

K k

Ka

Ka

18.11. - 22.11.

43

Das sollst du diese Woche machen:

44a	Lernwörter abschreiben	
44b	Lernwörter mit Knick abschreiben	
45	Text lesen und abschreiben	
46 / 47	Treppengedicht	
48	Treppengedicht	
49 / 50	Satzteile trennen und ins T-Gedicht	
51	Satzteile trennen und ins T-Gedicht	
52 / 53	Burgenwörter (1 und 2)	
54 / 55	Burgenwörter (3 und 4)	
56	Endungen von Schiebewörtern	
57	Endungen von Schiebewörtern	
58	Satzteile trennen und ins T-Gedicht	
59	Satzteile trennen und ins T-Gedicht	
	Lesetext weiße Mappe üben	
60	Schreibschrift	
61	Schreibschrift	
	JEDEN TAG LESEN	

Lernwörter: 18.11.-22.11.



Lies alle Wörter.

Lies dann jedes Wort und schreibe es auf.

1. der Dachs

2. die Katze

3. die Straße

4. die Füße

5. der Teich

6. küssen

7. die Prinzessin

8. der Frosch

9. der Prinz

10. die Kugel



Schreibe die Wörter von Seite 44a ab.
Korrigiere die Wörter.

Schreibe falsch geschriebene Wörter
nochmal richtig ab.

Blank handwriting practice line with a shaded middle band.

Blank handwriting practice line with a shaded middle band.

Blank handwriting practice line with a shaded middle band.

Blank handwriting practice line with a shaded middle band.

Blank handwriting practice line with a shaded middle band.

Blank handwriting practice line with a shaded middle band.

Blank handwriting practice line with a shaded middle band.

Blank handwriting practice line with a shaded middle band.

Blank handwriting practice line with a shaded middle band.

Blank handwriting practice line with a shaded middle band.

Blank handwriting practice line with a shaded middle band.

Blank handwriting practice line with a shaded middle band.

Blank handwriting practice line with a shaded middle band.

Blank handwriting practice line with a shaded middle band.

Blank handwriting practice line with a shaded middle band.

Blank handwriting practice line with a shaded middle band.

Blank handwriting practice line with a shaded middle band.

Blank handwriting practice line with a shaded middle band.

Blank handwriting practice line with a shaded middle band.

Blank handwriting practice line with a shaded middle band.

Abschreibetext: 18.11.-22.11.


Die Kugel der Prinzessin fällt in den Teich.

Der Frosch bringt die Kugel.

Die Prinzessin küsst den Frosch.

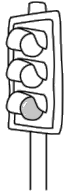

Der Frosch wird zu einem

Prinzen.



Handwriting practice lines consisting of 10 sets of three horizontal lines each. Each set includes a top line, a middle line, and a bottom line, with a shaded gray area between the middle and bottom lines.

das _uto



hält
an der Ampel

der _achs




besucht
seinen Freund, den Hund

der _üller



ist
in der Schultasche



die _locke



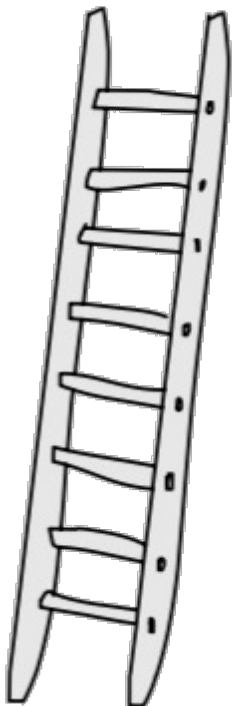
Blank writing line with a shaded middle section.

Blank writing line with a shaded middle section.

Blank writing line with a shaded middle section.

läutet
im Turm

groß schön rot
golden laut hölzern




die _eiter

Blank writing line with a shaded middle section.

Blank writing line with a shaded middle section.

Blank writing line with a shaded middle section.

steht
im Garten



das _ofa

Blank writing line with a shaded middle section.



Blank writing line with a shaded middle section.


Blank writing line with a shaded middle section.

steht
vor der Tür

große	schöne	schwere
grüne	alte	gelbe

das _onster

Blank writing line with a shaded middle section.



Blank writing line with a shaded middle section.

Blank writing line with a shaded middle section.

ruft
seine Freunde


Trenne die Satzteile mit einem Strich.
Schreibe jedes Satzteil auf eine Linie.

der Hund spielt auf der Wiese


Blank writing line with a shaded middle section.

Blank writing line with a shaded middle section.

Blank writing line with a shaded middle section.



Schreibe den Satz in ein
Treppengedicht.



Blank writing line with a shaded middle section.

Blank writing line with a shaded middle section.

Blank writing line with a shaded middle section.

Blank writing line with a shaded middle section.

Blank writing line with a shaded middle section.


Trenne die Satzteile mit einem Strich.
Schreibe jedes Satzteil auf eine Linie.

der Delfin schwimmt im Meer


Blank writing line with a shaded middle section.

Blank writing line with a shaded middle section.

Blank writing line with a shaded middle section.



Schreibe den Satz in ein
Treppengedicht.



Blank writing line with a shaded middle section.

Blank writing line with a shaded middle section.

Blank writing line with a shaded middle section.


Blank writing line with a shaded middle section.

Blank writing line with a shaded middle section.


51

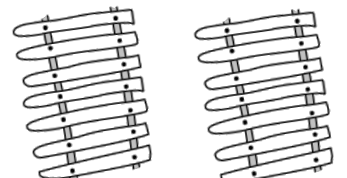
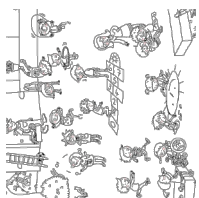

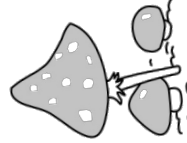
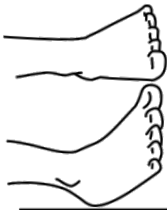

Trenne die Satzteile mit einem Strich.
Schreibe jedes Satzteil auf eine Linie.

die Katze schnurrt auf dem Sofa

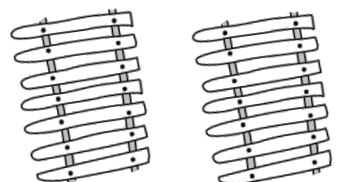
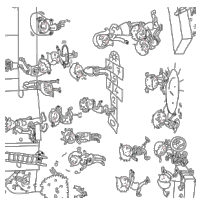
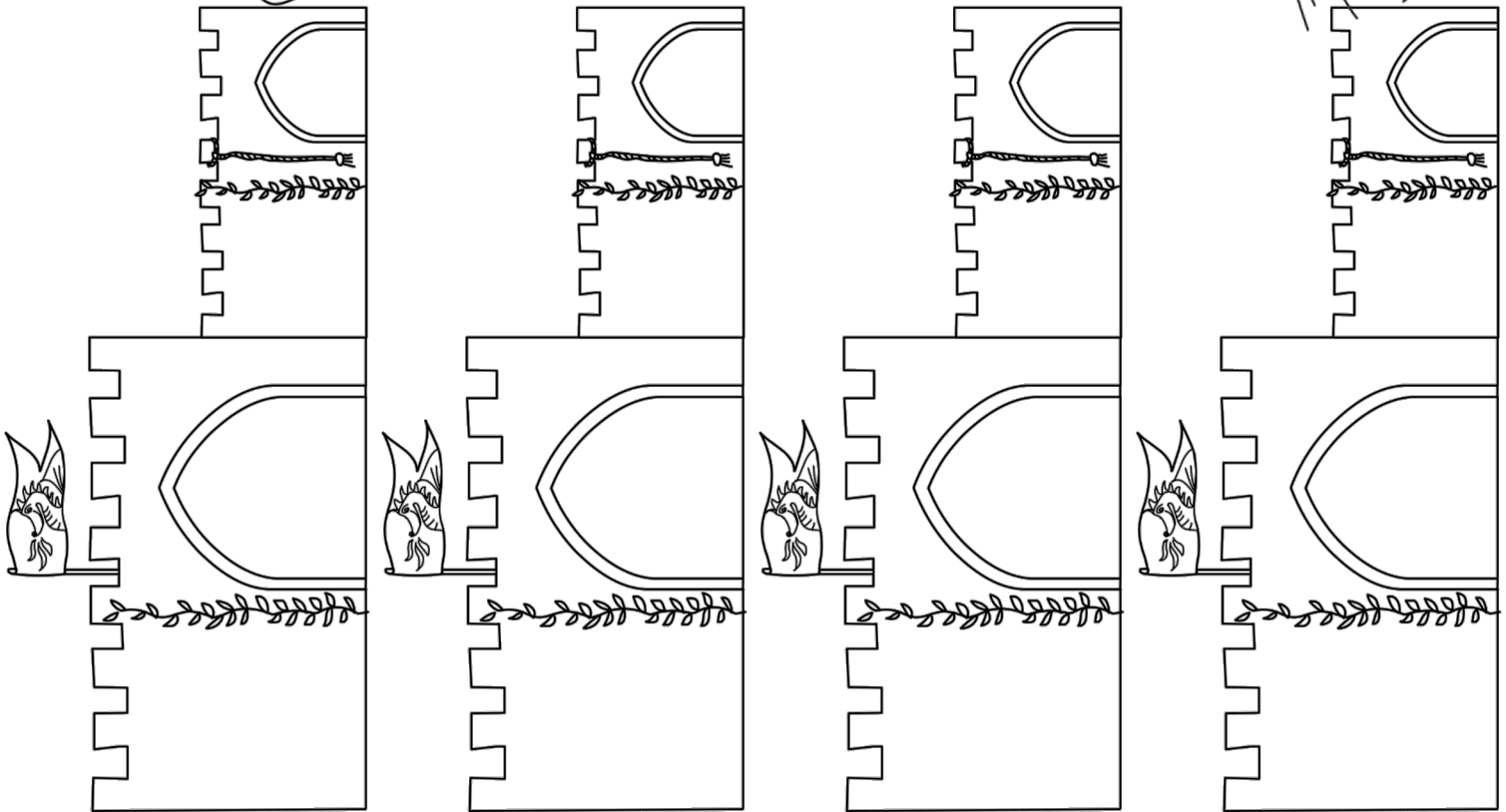
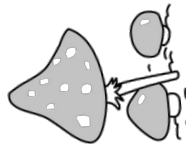
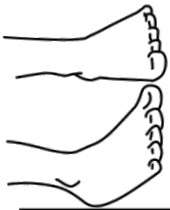



Schreibe den Satz in ein
Treppengedicht.

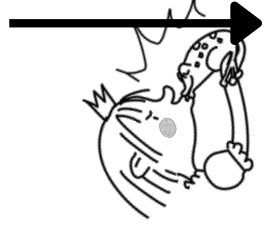
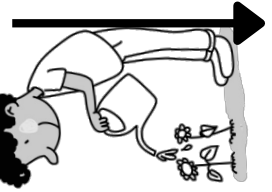

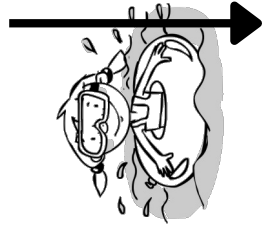
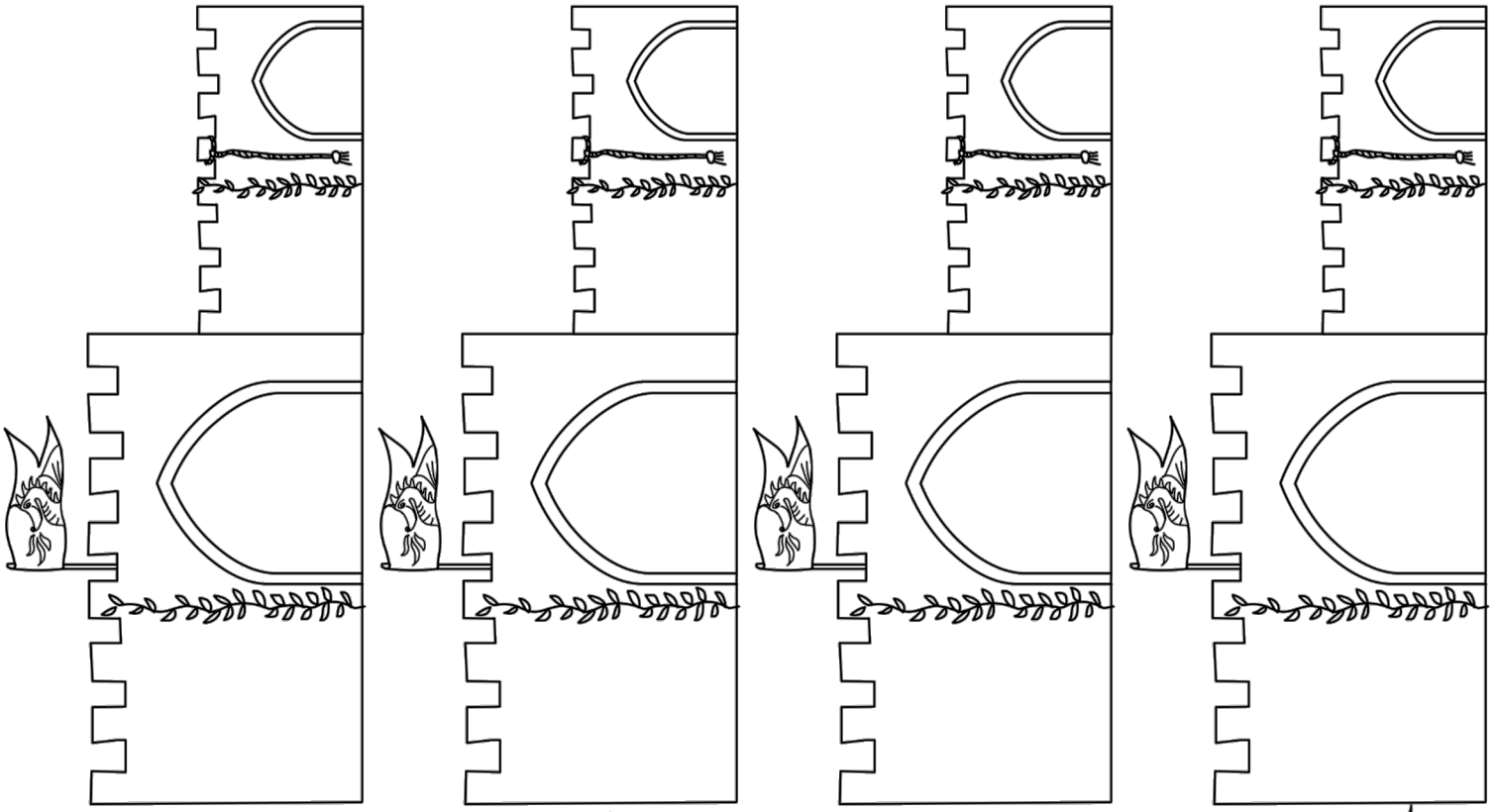

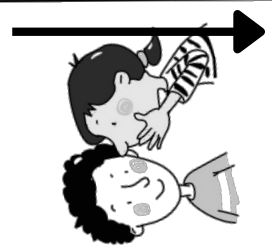
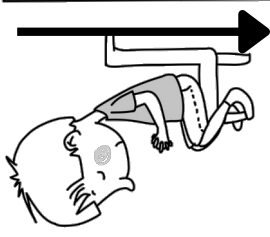





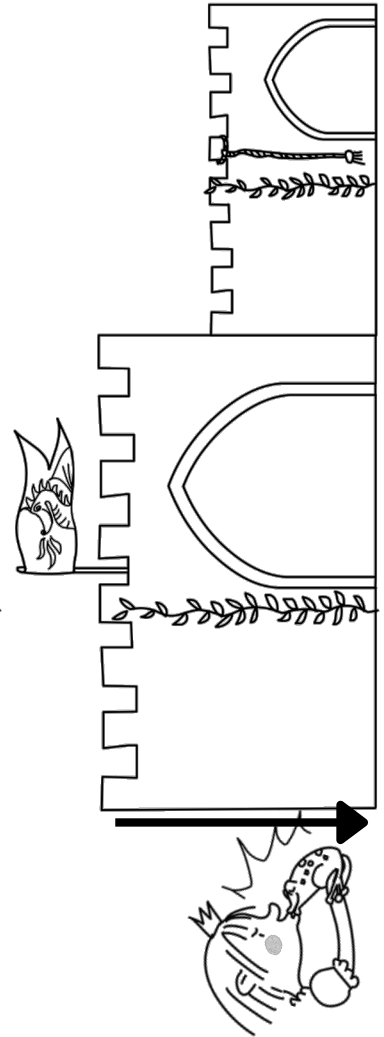
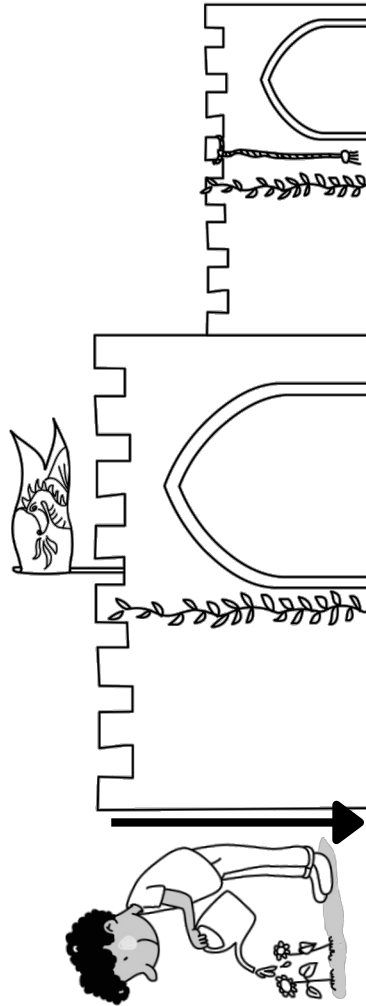
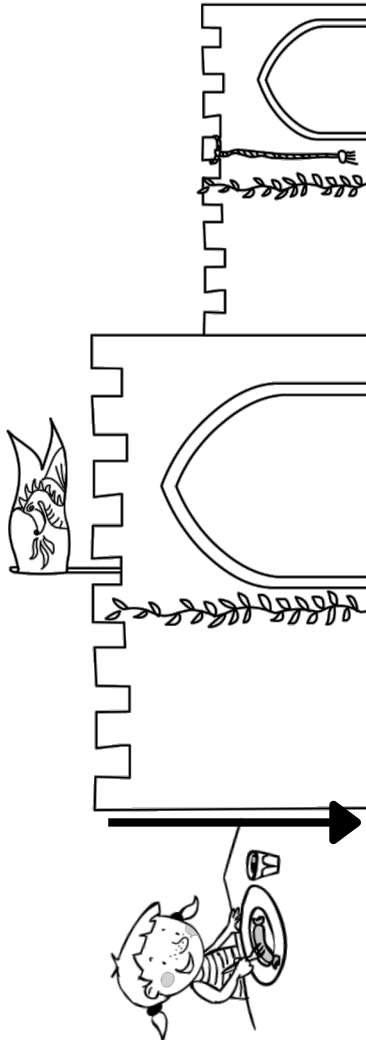
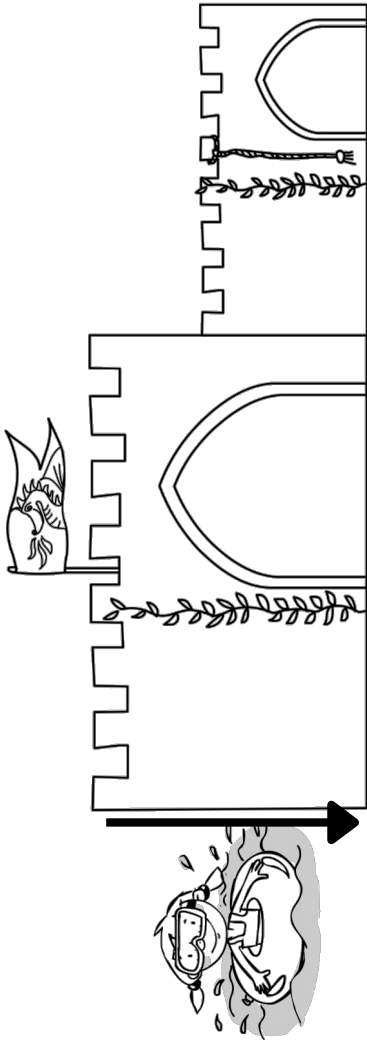
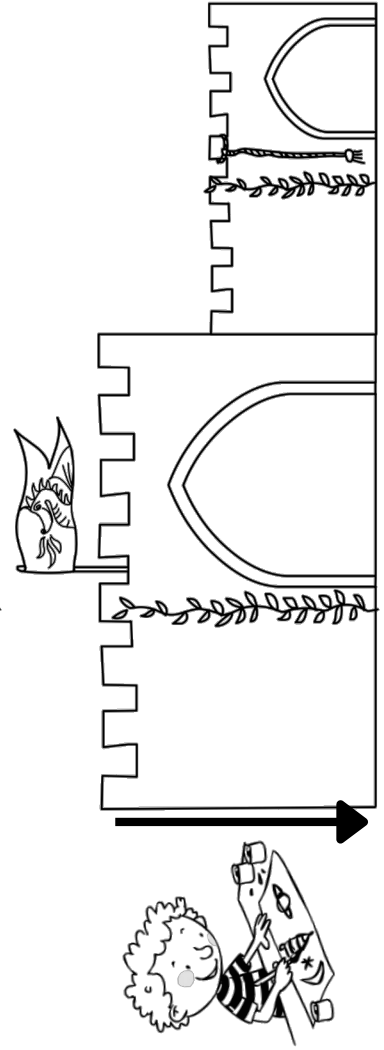
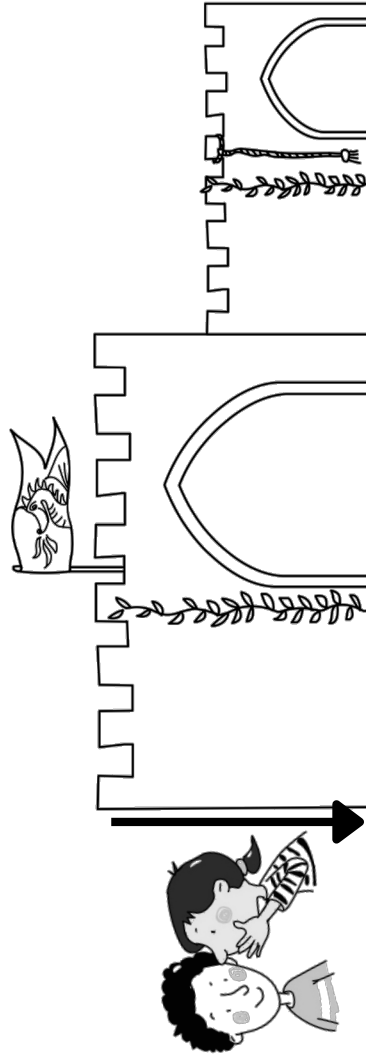
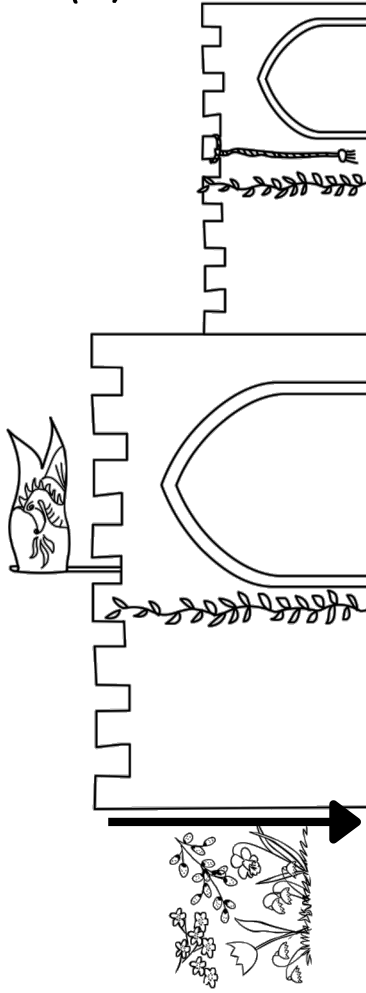
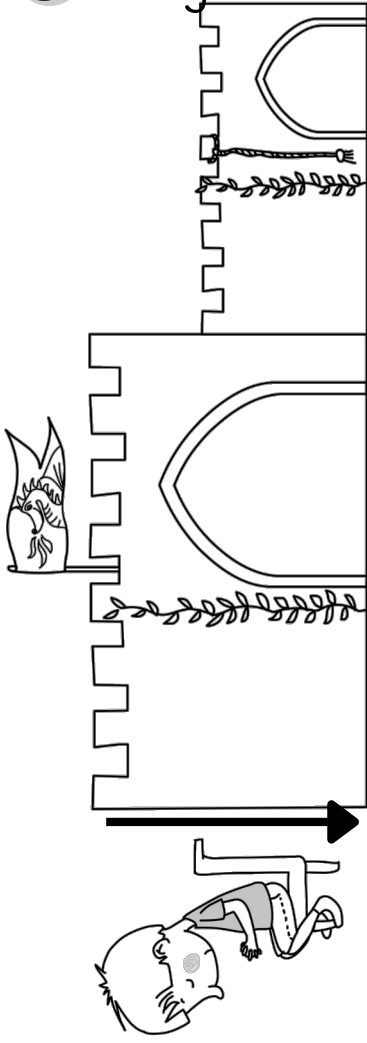
53 Burgenwörter (2)



Burgenwörter (3)





55 Burgenwörter (4)







der





ein




das




ein



die





eine







der





ein




das





ein



die




eine



Trenne die Satzteile mit einem Strich.
 Schreibe jedes Satzteil auf eine Linie.
 Schreibe die Treppenwörter groß.

der junge niest in sein taschentuch




Schreibe den Satz in ein
 Treppengedicht.




Trenne die Satzteile mit einem Strich.
Schreibe jedes Satzteil auf eine Linie.

die prinzessin küsst den frosch



Schreibe den Satz in ein
Treppengedicht.





Schreibschrift

L L L L L

L L L L L

l l l l l

l l l l l

Large empty rectangular box for handwriting practice.


l l

L L

L l L l

la la

Schreibschrift



M M M M

M M M M

m m m m

m m m m

Large empty rectangular box for independent handwriting practice.

m m

M M

M m M m

Ma Ma

Das sollst du diese Woche machen:

63	Deine eigenen Lernwörter	
64	Deine eigenen Lernwörter	
65 / 65	Satzteile trennen und ins T-Gedicht	
66 / 67	Satzteile trennen und ins T-Gedicht	
68	Satzteile trennen und ins T-Gedicht	
69	Was schreibt man groß?	
70	Was schreibt man groß?	
71 / 72	Burgenwörter (1 und 2)	
73 / 74	Burgenwörter (3 und 4)	
75	Was schreibt man groß?	
76	Was schreibt man groß?	
	Lesetext weiße Mappe üben	
77	Schreibschrift	
78	Schreibschrift	
	JEDEN TAG LESEN	

Lernwörter: 25.11.-29.11.



Schreibe deine eigenen Lernwörter auf.
Lasse sie kontrollieren.
Schreibe dann die Wörter wie immer
ab.

- 1.
- 2.
- 3.
- 4.
- 5.
- 6.
- 7.
- 8.
- 9.
- 10.

A vertical line separates the list from the writing area. To the right of this line are ten horizontal boxes, each containing three lines for writing. The middle line of each box is shaded gray, while the top and bottom lines are white.

Lernwörter: 25.11.-29.11.



Schreibe deine eigenen Lernwörter auf.
Lasse sie kontrollieren.

Schreibe dann die Wörter wie immer
ab.

1.	<hr/> <hr/> <hr/>
2.	<hr/> <hr/> <hr/>
3.	<hr/> <hr/> <hr/>
4.	<hr/> <hr/> <hr/>
5.	<hr/> <hr/> <hr/>
6.	<hr/> <hr/> <hr/>
7.	<hr/> <hr/> <hr/>
8.	<hr/> <hr/> <hr/>
9.	<hr/> <hr/> <hr/>
10.	<hr/> <hr/> <hr/>

Trenne die Satzteile mit einem Strich.

Unterstreiche die Treppenwörter.

Schreibe jedes Satzteil auf eine Linie.


Schreibe die Treppenwörter groß.

in der küche kocht unsere oma

Blank writing lines for the first sentence.

Blank writing lines for the second sentence.

Blank writing lines for the third sentence.



Schreibe den Satz in ein Treppengedicht.



Blank writing lines for the first line of the poem.

Blank writing lines for the second line of the poem.

Blank writing lines for the third line of the poem.

Blank writing lines for the fourth line of the poem.

Blank writing lines for the fifth line of the poem.


Trenne die Satzteile mit einem Strich.
Unterstreiche die Treppenwörter.
Schreibe jedes Satzteil auf eine Linie.
Schreibe die Treppenwörter groß.

den ball schießt das kind

Blank writing line with a shaded middle section for underlining.

Blank writing line with a shaded middle section for underlining.

Blank writing line with a shaded middle section for underlining.



Schreibe den Satz in ein Treppengedicht.



Blank writing line with a shaded middle section for underlining.

Blank writing line with a shaded middle section for underlining.


Blank writing line with a shaded middle section for underlining.

Blank writing line with a shaded middle section for underlining.

Blank writing line with a shaded middle section for underlining.

Trenne die Satzteile mit einem Strich.
Unterstreiche die Treppenwörter.
Schreibe jedes Satzteil auf eine Linie.
Schreibe die Treppenwörter groß.

der junge betet in der kirche




Schreibe den Satz in ein Treppengedicht.



Trenne die Satzteile mit einem Strich.
 Unterstreiche die Treppenwörter.
 Schreibe jedes Satzteil auf eine Linie.
 Schreibe die Treppenwörter groß.

die kinder kaufen viel eis



Schreibe den Satz in ein
 Treppengedicht.



Welche Wörter müssen groß geschrieben werden?
Schreibe diese Wörter richtig auf die Linie.
Achte auch auf den Satzanfang.

die kinder spielen im garten.

Die Kinder *Garten*

das haus ist voll mit gästen.

in der schule lachen die kinder.

der hund bellt an der türe.

die sonne scheint am himmel.

die freunde suchen den schatz.

die kinder freuen sich auf oma.

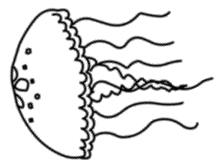



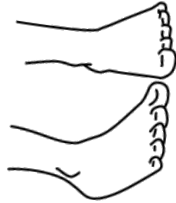

in der wohnung ist das geschenk.

die katze miaut vor der tür.

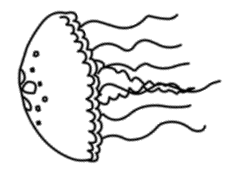



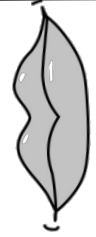
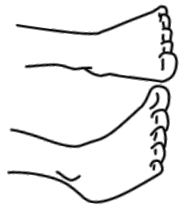

im dezember kommt der nikolaus.

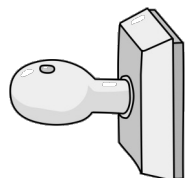
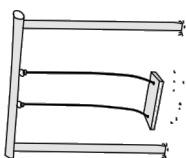






Burgenwörter (1)

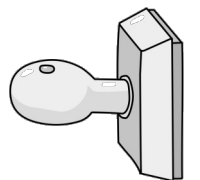
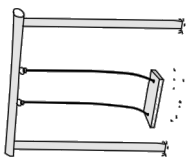






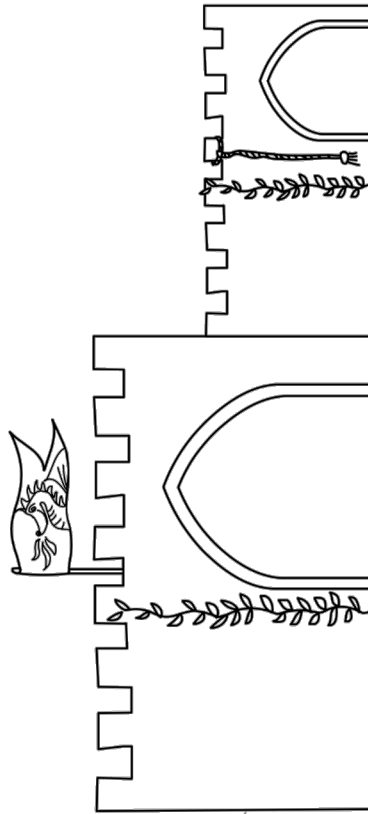
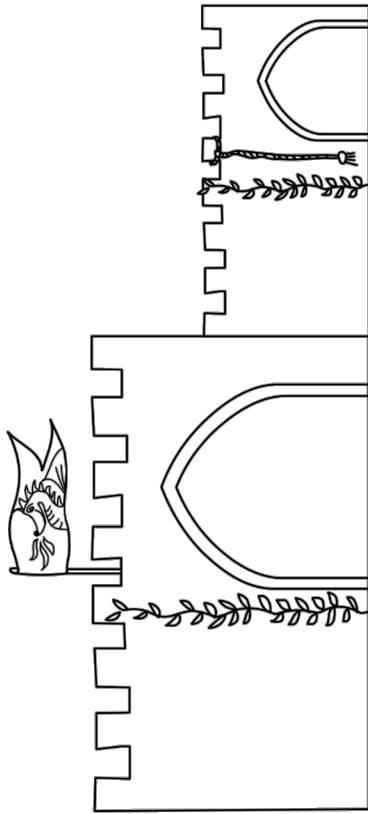



Burgenwörter (2)





Burgenwörter (4)



in der tasche liegt der füller.

das laufen gefällt den kindern.

beim backen lachen die eltern.


der affe klettert auf den baum.

beim kochen singt die lehrerin.



der schlüssel liegt unter dem roten.


der vogel fliegt zu seinem freund.



im vogelhaus fressen die vögel.

im winter frieren viele Tiere.

Schreibschrift



N N N N

N N N N

n n n n

n n n n

Large empty rectangular box for handwriting practice.

n n

N N

Nn Nn

Nagel Nagel



Schreibschrift



o *o*

O *O*

O o *O o*

Oma *Oma*

Das sollst du diese Woche machen:

80	Weihnachtswörter	
81	Singular und Plural	
82 / 83	Satzteile trennen und ins T-Gedicht	
84 / 85	Satzteile trennen und ins T-Gedicht	
86	Was schreibt man groß?	
87	Was schreibt man groß?	
88 / 89	Burgenwörter (1 und 2)	
90 / 91	Burgenwörter (3 und 4)	
92	Was schreibt man groß?	
93	Was schreibt man groß?	
	Lesetext weiße Mappe üben	
	Brief an den Nikolaus vorschreiben	
	Bild für den Nikolaus	
	Brief an den Nikolaus abschreiben	
94	Schreibschrift	
95	Schreibschrift	
	JEDEN TAG LESEN	

Schreibe alle Wörter einmal auf dieser Seite ab und einmal in dein Heft.

Weihnachten

das Geschenk

der Advent

schenken

der Stern



der Dezember

der Schnee

Schreibe alle Wörter auf dieser Seite einmal im Singular und einmal im Plural ab.

Übertrage dann die Wörter in einer Tabelle in dein Heft.

Singular	Plural
der Stern	die Sterne
das Geschenk	die Geschenke
der Engel	die Engel
das Fest	die Feste
der Baum	die Bäume
der Schnee	
	



Trenne die Satzteile mit einem Strich.
Unterstreiche die Treppenwörter.
Schreibe jedes Satzteil auf eine Linie.
Schreibe die Treppenwörter groß.

am himmel leuchtet der stern


Blank lines for writing the first sentence part.

Blank lines for writing the second sentence part.

Blank lines for writing the third sentence part.



Schreibe den Satz in ein Treppengedicht.



Blank lines for writing the first step of the staircase poem.

Blank lines for writing the second step of the staircase poem.

Blank lines for writing the third step of the staircase poem.

Blank lines for writing the fourth step of the staircase poem.

Blank lines for writing the fifth step of the staircase poem.


Trenne die Satzteile mit einem Strich.

Unterstreiche die Treppenwörter.

Schreibe jedes Satzteil auf eine Linie.

Schreibe die Treppenwörter groß.

die engel helfen an weihnachten




Schreibe den Satz in ein
Treppengedicht.



84 Trenne die Satzteile mit einem Strich.
Unterstreiche die Treppenwörter.
Schreibe jedes Satzteil auf eine Linie.
Schreibe die Treppenwörter groß.

manche kinder bekommen geschenke



Schreibe den Satz in ein
Treppengedicht.




Trenne die Satzteile mit einem Strich.
Unterstreiche die Treppenwörter.
Schreibe jedes Satzteil auf eine Linie.
Schreibe die Treppenwörter groß.

das kind will einen bagger


Blank writing line with a central shaded band for underlining.

Blank writing line with a central shaded band for underlining.

Blank writing line with a central shaded band for underlining.



Schreibe den Satz in ein Treppengedicht.



Blank writing line with a central shaded band for underlining.

Blank writing line with a central shaded band for underlining.

Blank writing line with a central shaded band for underlining.

Blank writing line with a central shaded band for underlining.

Blank writing line with a central shaded band for underlining.

das mädchen liebt die überraschung.


Three sets of handwriting practice lines, each consisting of a top line, a middle shaded line, and a bottom line.

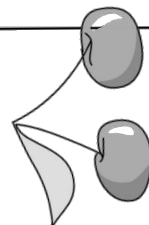
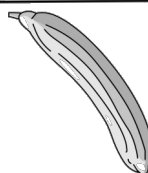

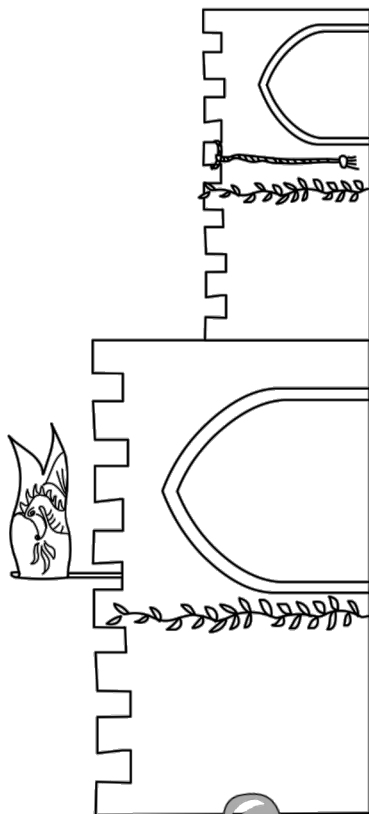
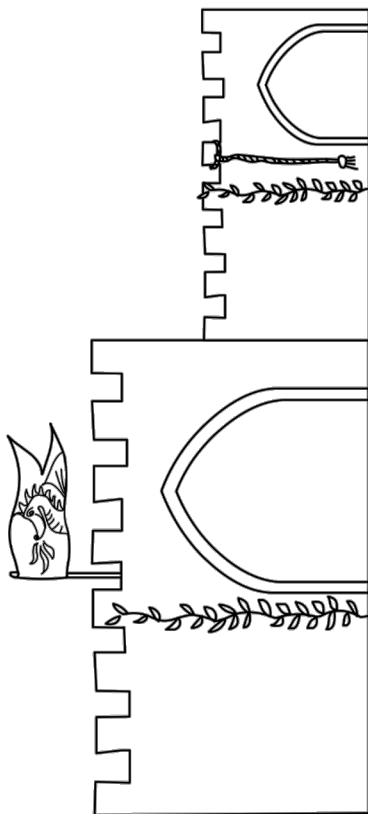


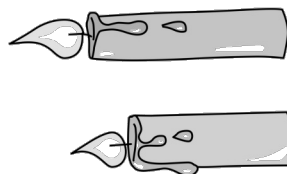





die wichtel helfen dem weihnachtsmann.

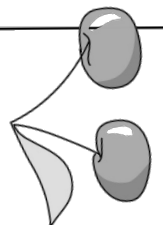
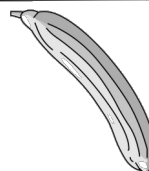




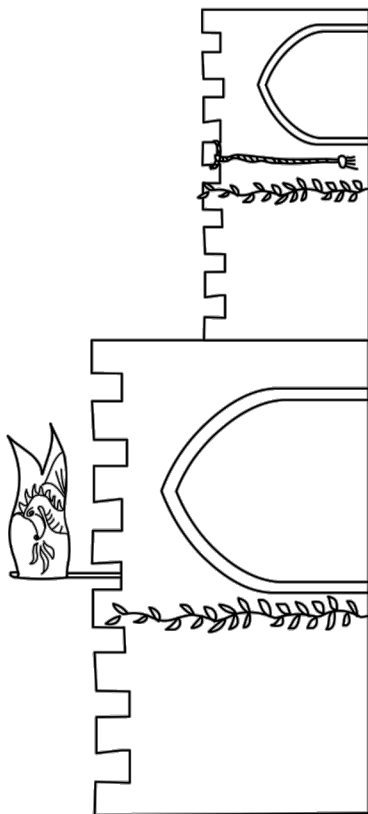

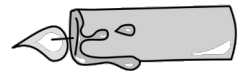

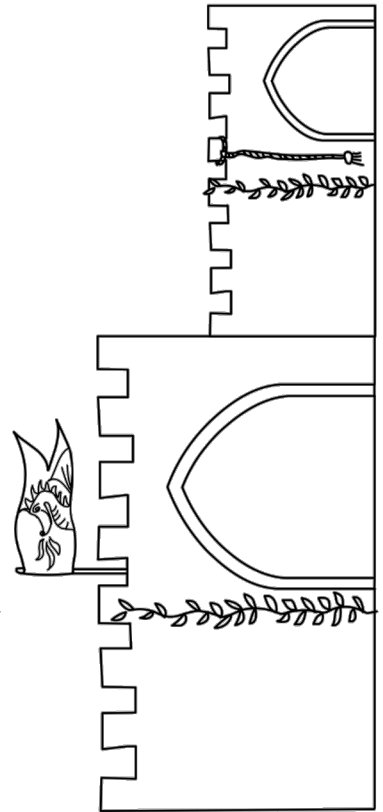



Three sets of handwriting practice lines, each consisting of a top line, a middle shaded line, and a bottom line.

die tiere feiern im wald.

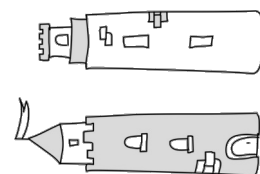
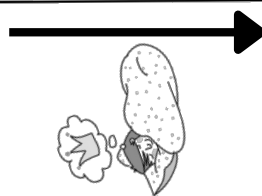


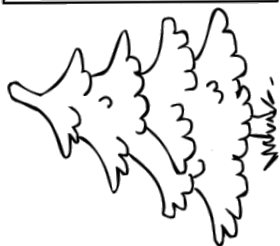

Three sets of handwriting practice lines, each consisting of a top line, a middle shaded line, and a bottom line.



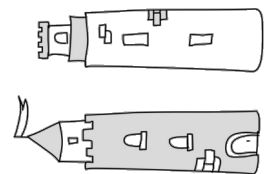
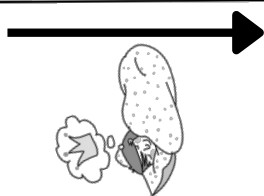
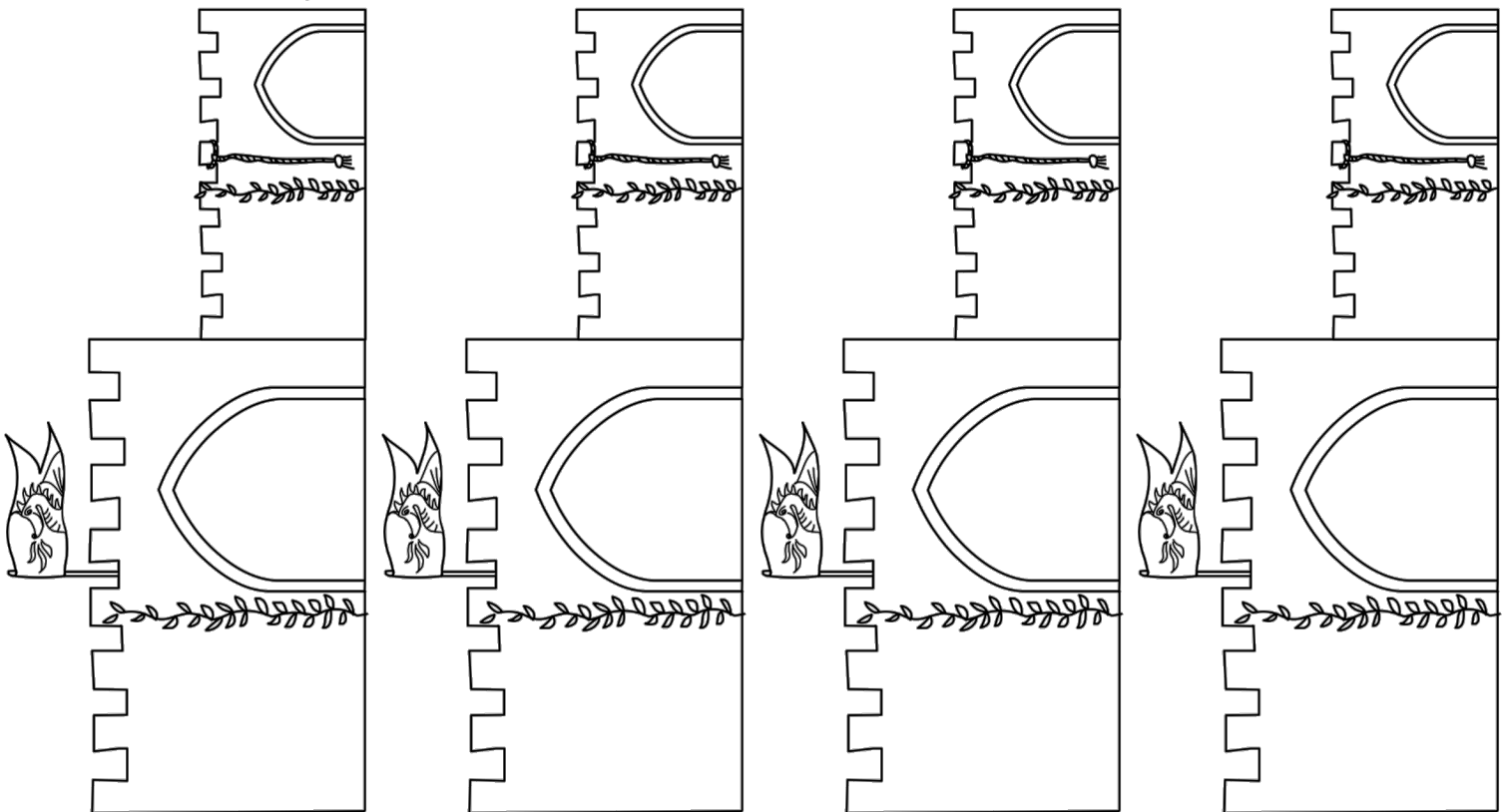








Burgenwörter (3)



Burgenwörter (4)






die vögel fliegen zum vogelhaus.

beim fliegen zwitschern die tiere.

die spatzen lieben das fliegen.



Schreibschrift

P P P P P

P P P P P

n n n n

n n n n

n n

P P

P n P n

Pudel Pudel

Schreibschrift

Qu Qu Qu Qu

Qu Qu Qu Qu

qu qu qu qu

qu qu qu qu



qu qu

Qu Qu

Qu qu Qu qu

Qualle Qualle

Das sollst du diese Woche machen:

	Einladungskarten für deine Eltern	
	Bild für Einladungskarte	
97	<i>Die drei Spatzen</i> abschreiben	
97	<i>Die drei Spatzen</i> auswendig lernen	
98	Singular und Plural	
99	Singular und Plural	
	JEDEN TAG LESEN	

Die drei Spatzen

Christian Morgenstern 1871-1914


In einem leeren Haselstrauch,
da sitzen drei Spatzen, Bauch an Bauch.

Der Erich rechts und links der Franz
und mittendrin der freche Hans.

Sie haben die Augen zu, ganz zu,
und obendrüber, da schneit es, hu!


Sie rücken zusammen dicht an dicht.
So warm wie der Hans hat's niemand nicht.

Sie hör'n alle drei ihrer Herzlein Gepoch.
Und wenn sie nicht weg sind, so sitzen sie noch.




Schreibe alle Wörter auf dieser Seite einmal im Singular und einmal im Plural ab.

Übertrage dann die Wörter in einer Tabelle in dein Heft.



Singular	Plural
der Spatz	die Spatzen
das Strauch	die Sträucher
der Bauch	die Bäuche
das Auge	die Augen
das Herz	die Herzen
das Gedicht	die Gedichte



Schreibe zu den Wörtern die passende Pluralform. Du kannst auch auf S. 98 nachschauen, wenn du unsicher bist. Schreibe dann das Wort zwei mal auf.

Singular	Plural
der Spatz	
das Strauch	
der Bauch	
das Auge	
das Herz	
das Gedicht	

Das sollst du diese Woche machen:

97	<i>Die drei Spatzen</i> auswendig lernen	
101	Singular und Plural	
102	Singular und Plural	
	JEDEN TAG LESEN	

Schreibe alle Wörter auf dieser Seite einmal im Singular und einmal im Plural ab. Übertrage dann die Wörter in einer Tabelle in dein Heft.

Singular	Plural
das Plätzchen	die Plätzchen
der Keks	die Kekse
der Bäcker	die Bäcker
die Bäckerin	die Bäckerinnen
die Butter	
die Milch	





Schreibe zu den Wörtern die passende Pluralform. Du kannst auch auf S. 98 nachschauen, wenn du unsicher bist. Schreibe dann das Wort zwei mal auf.



Singular	Plural
das Plätzchen	
der Keks	
der Bäcker	
die Bäckerin	
die Butter	
die Milch	

Meine zweite Lerneinheit in Deutsch (4.11.-20.12.)

(Selbsteinschätzung)

			
Treppenwörter finden			
Schiebewörter finden			
einen Satz in ein Treppengedicht schreiben			
einfache Sätze verbessern (Großschreibung)			
Singular- und Pluralformen bilden			
ein Gedicht vortragen			
eine Karte schreiben			
Unbekannte Texte lesen (Stufe:)			
Geübte Texte lesen (Stufe:)			
Wörter in Wörterburgen schreiben			
rote und blaue Tore			
leserlich schreiben			
Schreibschriftbuchstaben			

Unterschrift Eltern: _____